Maytansinoid DM4 NMR Analysis, Solvent = DMSO-d6

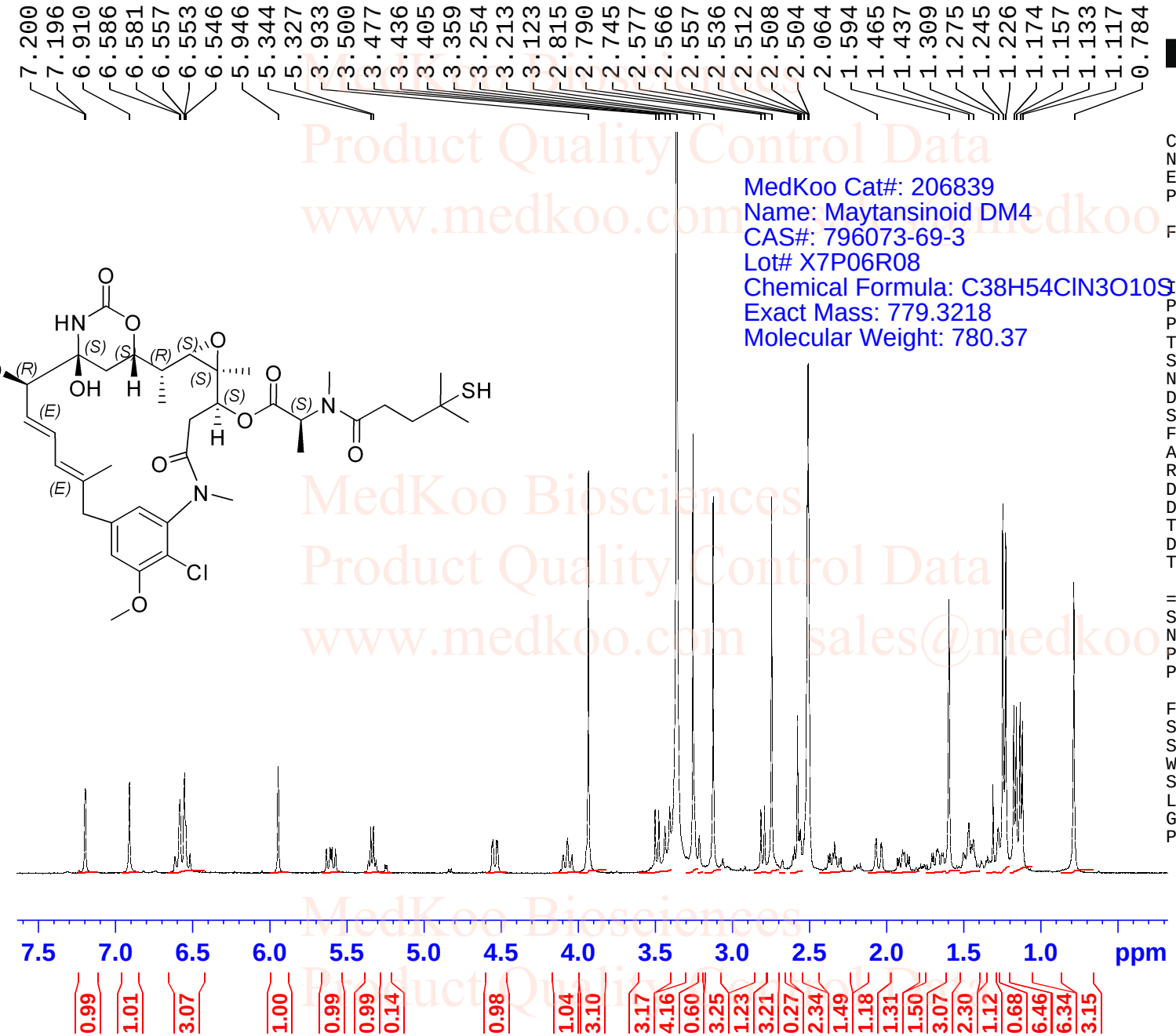

MedKoo Cat#: 206839
Name: Maytansinoid DM4
CAS#: 796073-69-3
Lot# X7P06R08
Chemical Formula: C38H54ClN3O10S
Exact Mass: 779.3218
Molecular Weight: 780.37

```
Current Data Parameters
NAME        799840-96-3
EXPNO                 1
PROCNO                1

F2 - Acquisition Parameters

INSTRUM           spect
PROBHD   5 mm PADUL 13C
PULPROG            zg30
TD                65536
SOLVENT            DMSO
NS                    8
DS                    2
SWH            8012.820 Hz
FIDRES         0.122266 Hz
AQ           4.0894465 sec
RG              128.35
DW              62.400 usec
DE                6.50 usec
TE               294.6 K
D1          1.00000000 sec
TD0                   1

======== CHANNEL f1 ========
SFO1        400.1324710 MHz
NUC1                  1H
P1               10.00 usec
PLW1        20.00000000 W

F2 - Processing parameters
SI               65536
SF          400.1300000 MHz
WDW                  EM
SSB      0
LB                0.30 Hz
GB       0
PC                1.00
```

Product Quality Control Data
www.medkoo.com sales@medkoo.com
MedKoo Biosciences

Maytansinoid DM4 NMR Analysis, Solvent = CDCl3

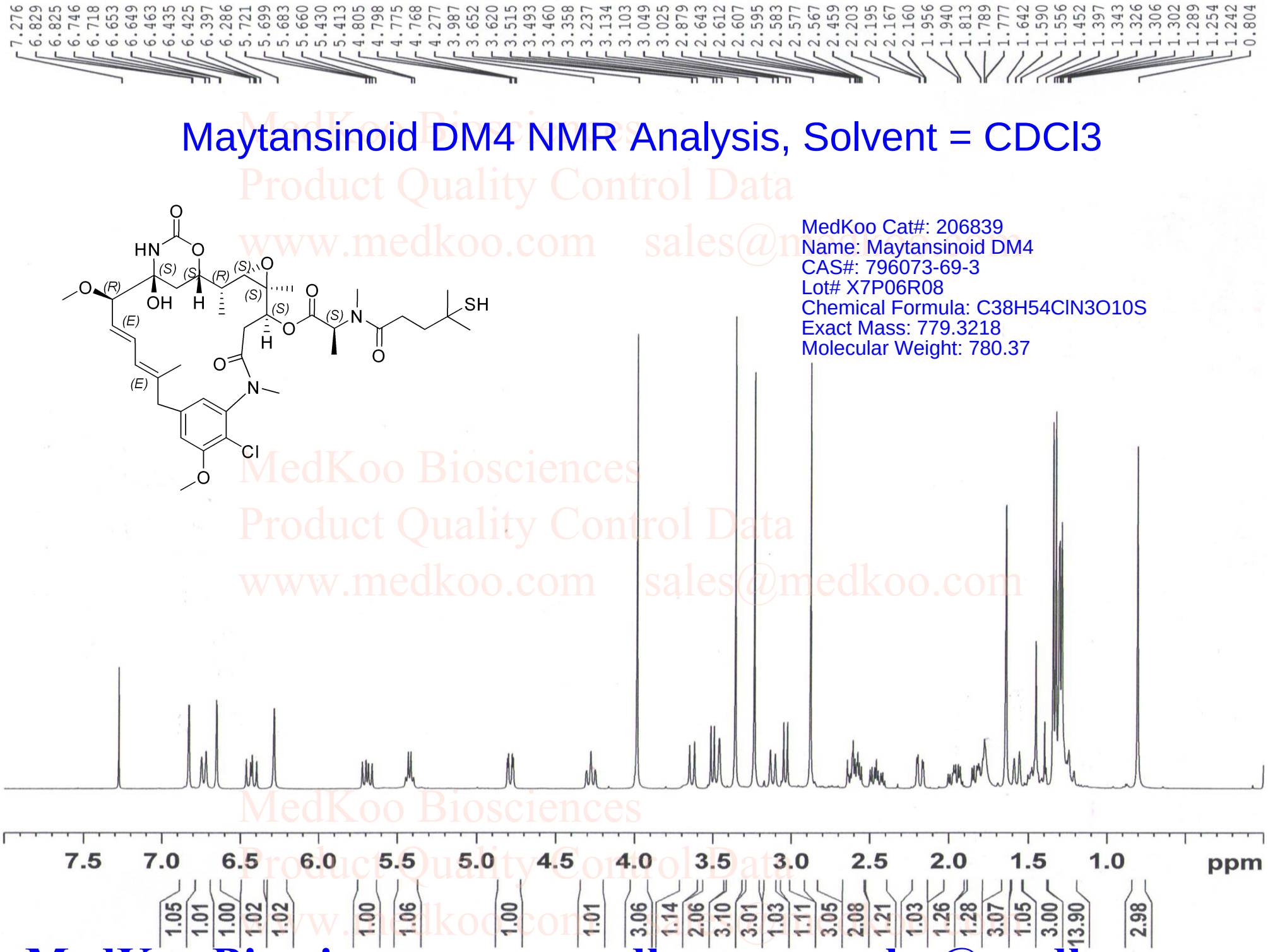

MedKoo Cat#: 206839
Name: Maytansinoid DM4
CAS#: 796073-69-3
Lot# X7P06R08
Chemical Formula: C38H54ClN3O10S
Exact Mass: 779.3218
Molecular Weight: 780.37

MedKoo Biosciences www.medkoo.com sales@medkoo.com

MedKoo Biosciences

NMR compare of DM4 and DM1, solvent = CDCl3

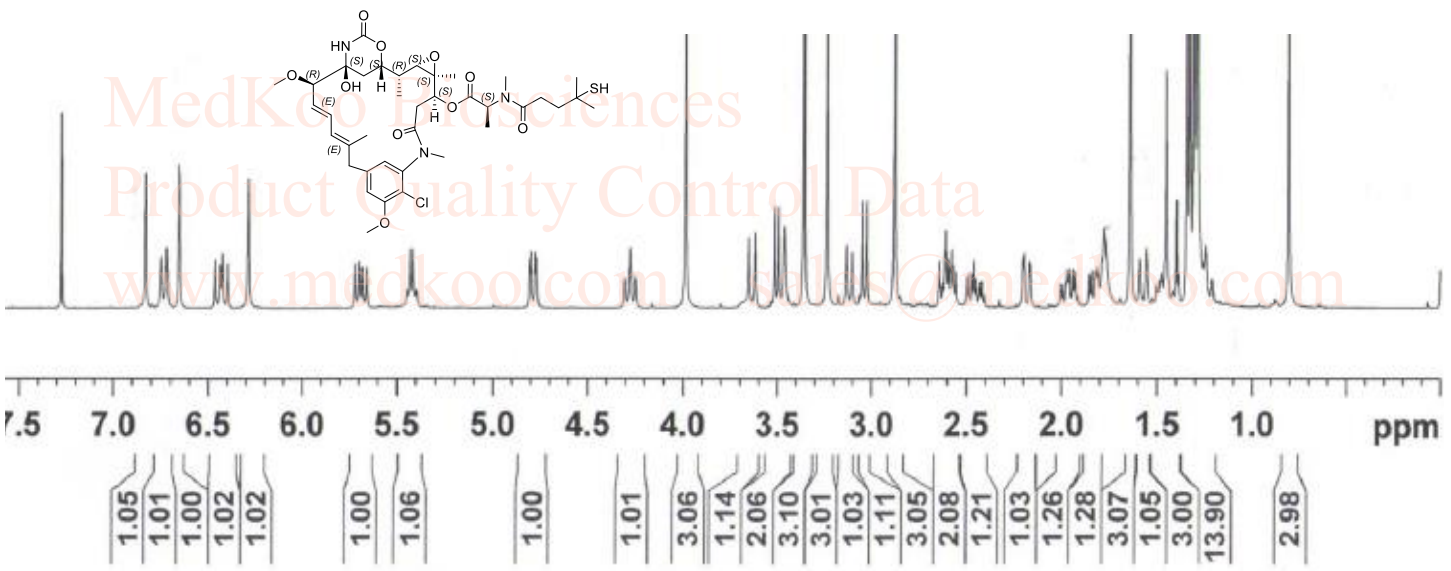

MedKoo sample: Maytansinoid DM4 NMR in CDCl3

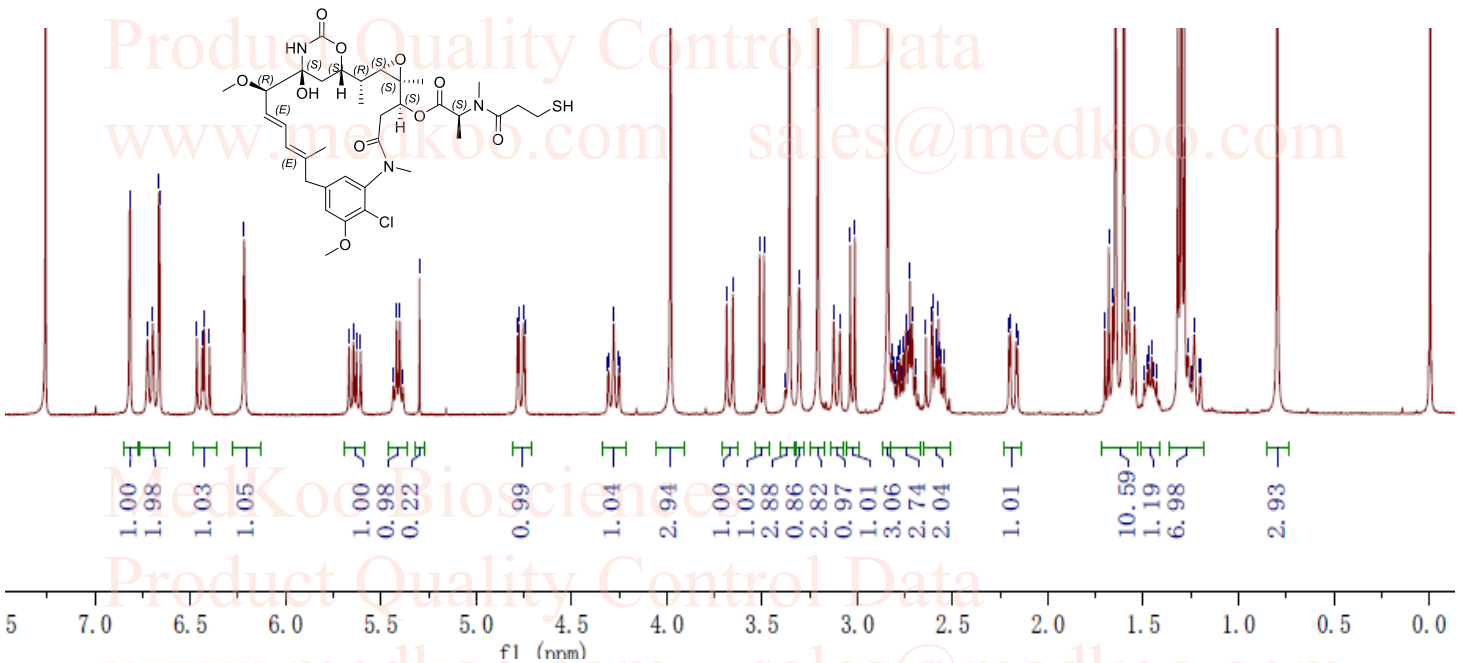

MedKoo sample: Maytansinoid DM1 NMR in CDCl3

MedKoo Biosciences
Product Quality Control Data
www.medkoo.com sales@medkoo.com

MedKoo Biosciences, Inc., 2500 Gateway Centre Blvd. Suite#400, Morrisville, NC27560, USA
Tel: 919-636-5577, Fax: 919-9804831, http://www.medkoo.com, sales@medkoo.com.

Maytansinoid DM4 HPLC Analysis

```
Sample Name        : KSM                          Tgt Mass(EZX) :
Acq. Operator      : 8                                 Location : P1-C-08
Spec. Reported     : Integration                       Inj : 0
                                                  Inj Volume : 3 ul
```

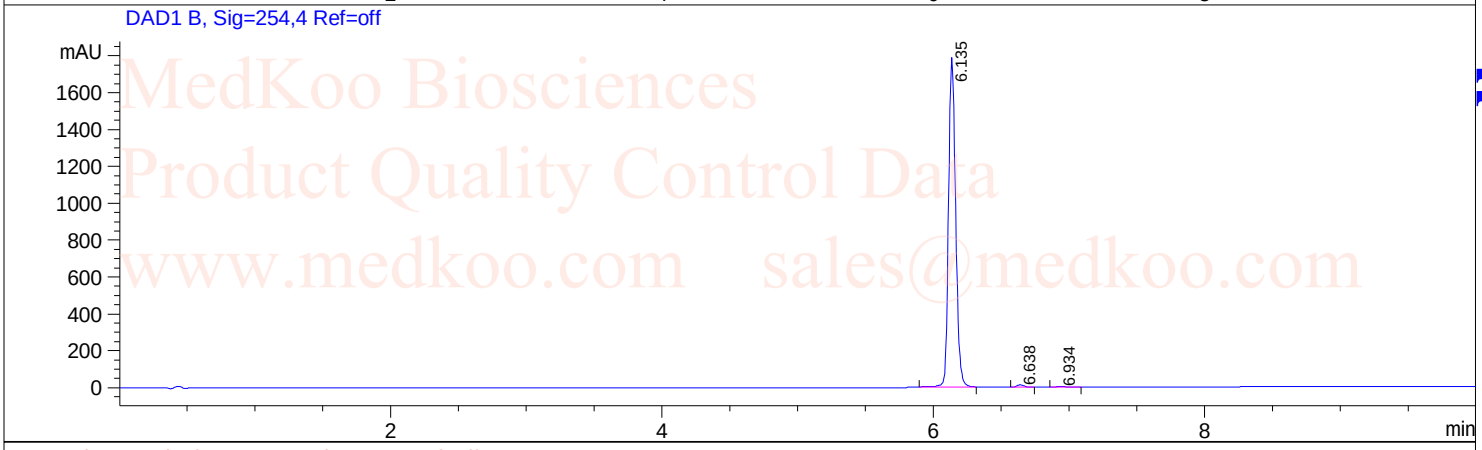

Integration Results for DAD1 A, Sig=214,4 Ref=off

RetTim	Width	Area	Height	Area%
6.14	0.06	8717.04	2370.45	98.86
6.64	0.05	68.13	19.45	0.77
6.93	0.06	32.54	7.82	0.37

Integration Results for DAD1 B, Sig=254,4 Ref=off

RetTim	Width	Area	Height	Area%
6.14	0.06	6541.82	1788.09	98.81
6.64	0.05	49.41	14.16	0.75
6.93	0.08	29.46	5.58	0.44

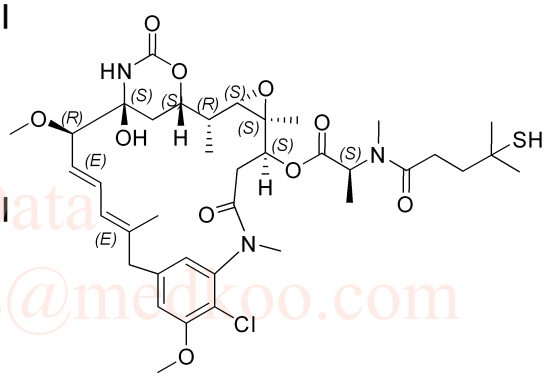

MedKoo Biosciences
Product Quality Control Data
www.medkoo.com sales@medkoo.com
MedKoo Biosciences www.medkoo.com sales@medkoo.com

MedKoo Biosciences

High Resolution MS Analytical Report

MedKoo Cat#:	Product Name:	Lot#:
206839	Maytansinoid DM4	X7P06R08

Sample is analyzed with high-resolution mass spectrometer (OrbiTrap) under both positive and negative electrosprary ionization (ESI). See target ions for compound C38H54ClN3O10S (NOT C39H56ClN3O10S as originally proposed) in both positive ion and negative ESI.

Chemical structure	CAS# and Theoretical analysis
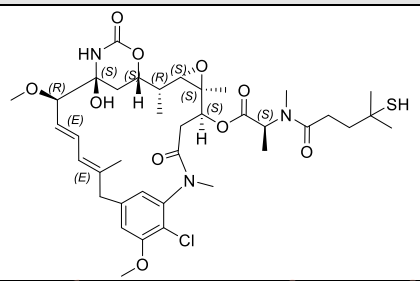	MedKoo Cat#: 206839 Name: Maytansinoid DM4 CAS#: 796073-69-3 Lot# X7P06R08 Chemical Formula: $C_{38}H_{54}ClN_3O_{10}S$ Exact Mass: 779.3218 Molecular Weight: 780.37

1. Full-scan mass spectrum (m/z 100-m/z 1,000) in positive electrospray ionization:

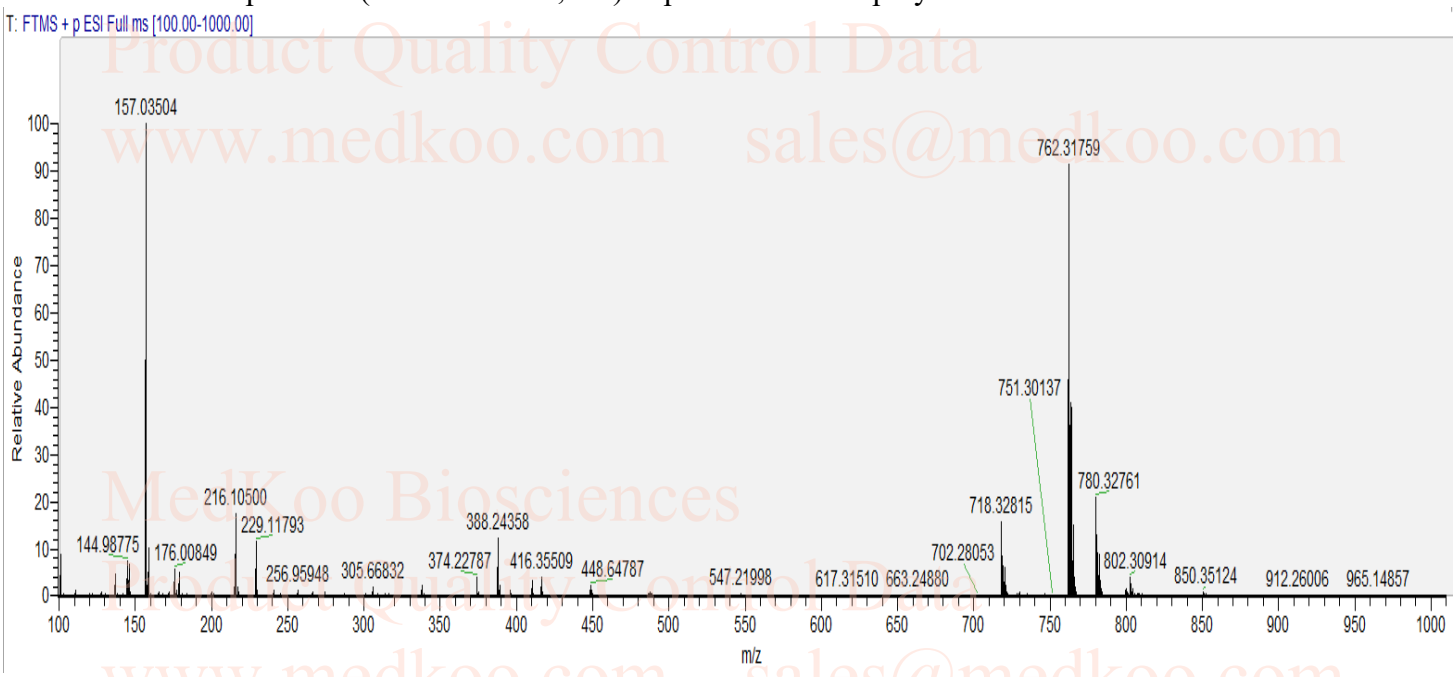

MedKoo Biosciences
Product Quality Control Data
www.medkoo.com sales@medkoo.com

MedKoo Biosciences, Inc., 2500 Gateway Centre Blvd. Suite 400, Morrisville, NC27560, USA
Tel: 919-636-5577, Fax: 919-9804831, http://www.medkoo.com, sales@medkoo.com.

MedKoo Biosciences

High Resolution MS Analytical Report

MedKoo Cat#:	Product Name:	Lot#:
206839	Maytansinoid DM4	X7P06R08

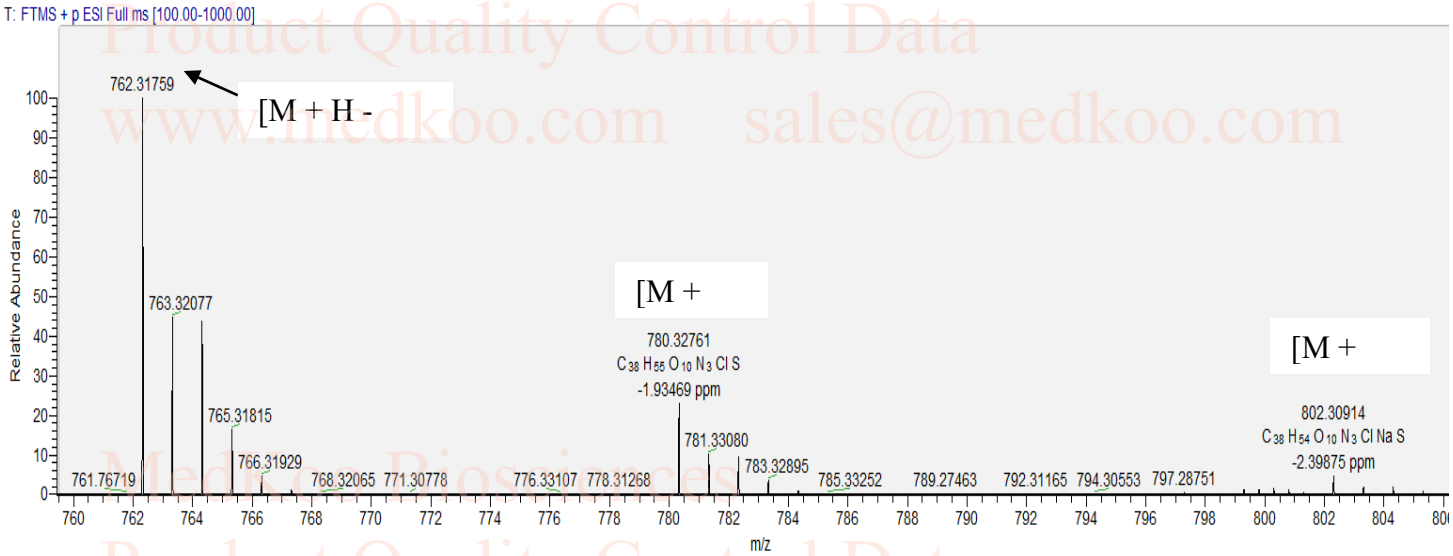

2. Full-scan mass spectrum (m/z 100-m/z 1,000) in negative electrospray ionization:

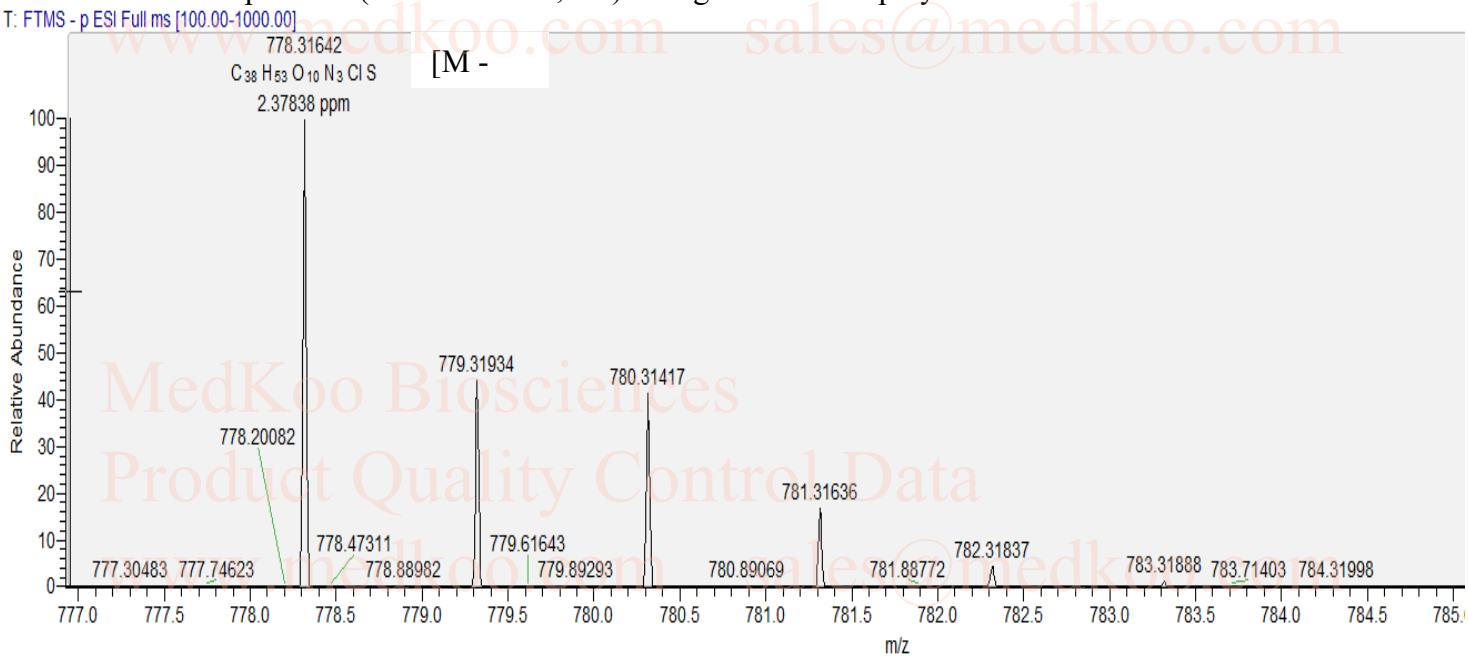

MedKoo Biosciences
Product Quality Control Data
www.medkoo.com sales@medkoo.com

MedKoo Biosciences, Inc., 2500 Gateway Centre Blvd. Suite 400, Morrisville, NC27560, USA
Tel: 919-636-5577, Fax: 919-9804831, http://www.medkoo.com, sales@medkoo.com.