Capecitabine HPLC analysis

==========

Acq. Operator : YHJ
Acq. Instrument : Instrument 1
Acq. Method : C:\CHEM32\1\DATA\Normal.M
Analysis Method : D:\CHEM32\METHODS\TEST-KR.M

Seq. Line : 18
Location : Vial 71
Inj : 1
Inj Volume : 1.0 µl

Additional Info : Peak(s) manually integrated

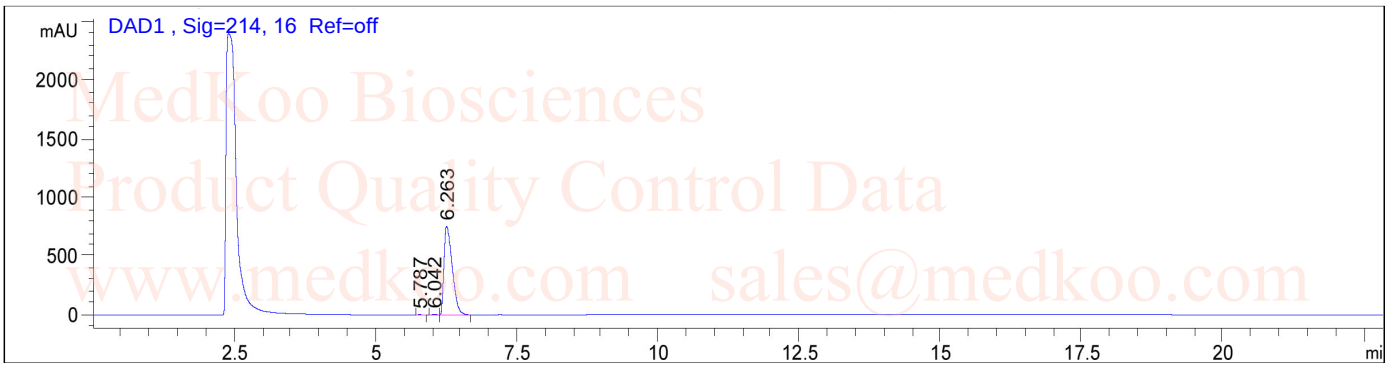

==========

Area Percent Report

==========

Sorted By : Signal
Multiplier : 1.0000
Dilution : 1.0000
Use Multiplier & Dilution Factor with ISTDs

Signal 1: DAD1 A, Sig=214,16 Ref=off

Peak #	RetTime [min]	Type	Width [min]	Area [mAU * s]	Height [mAU]	Area %
1	5.787	BB	0.0627	12.73740	3.18258	0.1654
2	6.042	BV	0.0742	28.05440	5.82461	0.3643
3	6.263	VB	0.1561	7659.65283	756.92334	99.4703
Total				7700.44463	765.93053	

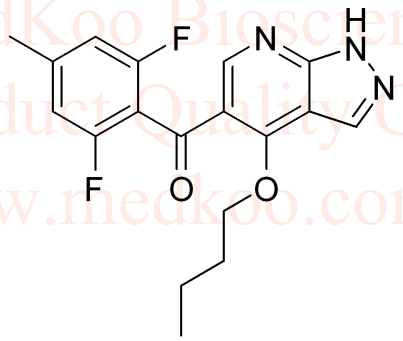

MedKoo Cat#: 401152
Name: BMS-265246
CAS#: 582315-72-8
Chemical Formula: C18H17F2N3O2
Exact Mass: 345.12888
Molecular Weight: 345.34

MedKoo Biosciences
Product Quality Control Data
www.medkoo.com sales@medkoo.com
sales@medkoo.com
www.medkoo.com
MedKoo Biosciences

MedKoo Biosciences

LC-MS Analytical Report

MedKoo Cat#:	Product Name:	Lot#
100120	Capecitabine	EOS40825

1. Instrument: Agilent LC/MS system (1100 HPLC and MSD Trap XCT Plus mass spectrometer with UV-Vis detector).

2. HPLC condition:
(1) Mobile phase A: H2O with 0.1% formic acid; Mobile phase B: ACN with 0.1% formic acid.
(2) Flow rate: 0.25 ml/min.
(3) Column: Phenomenex Gemini 3u C6-phenyl 110 A (100 × 2 mm).
(4) Gradient: 0-1 min, 50% A; 5-8.5 min, 0% A.

3. MS condition: Nebulizer, dry gas and dry temperature are 30 psi, 8L/min, and 350°C, respectively.

Sample preparation: Capecitabine was dissolved in DMSO + MeOH.

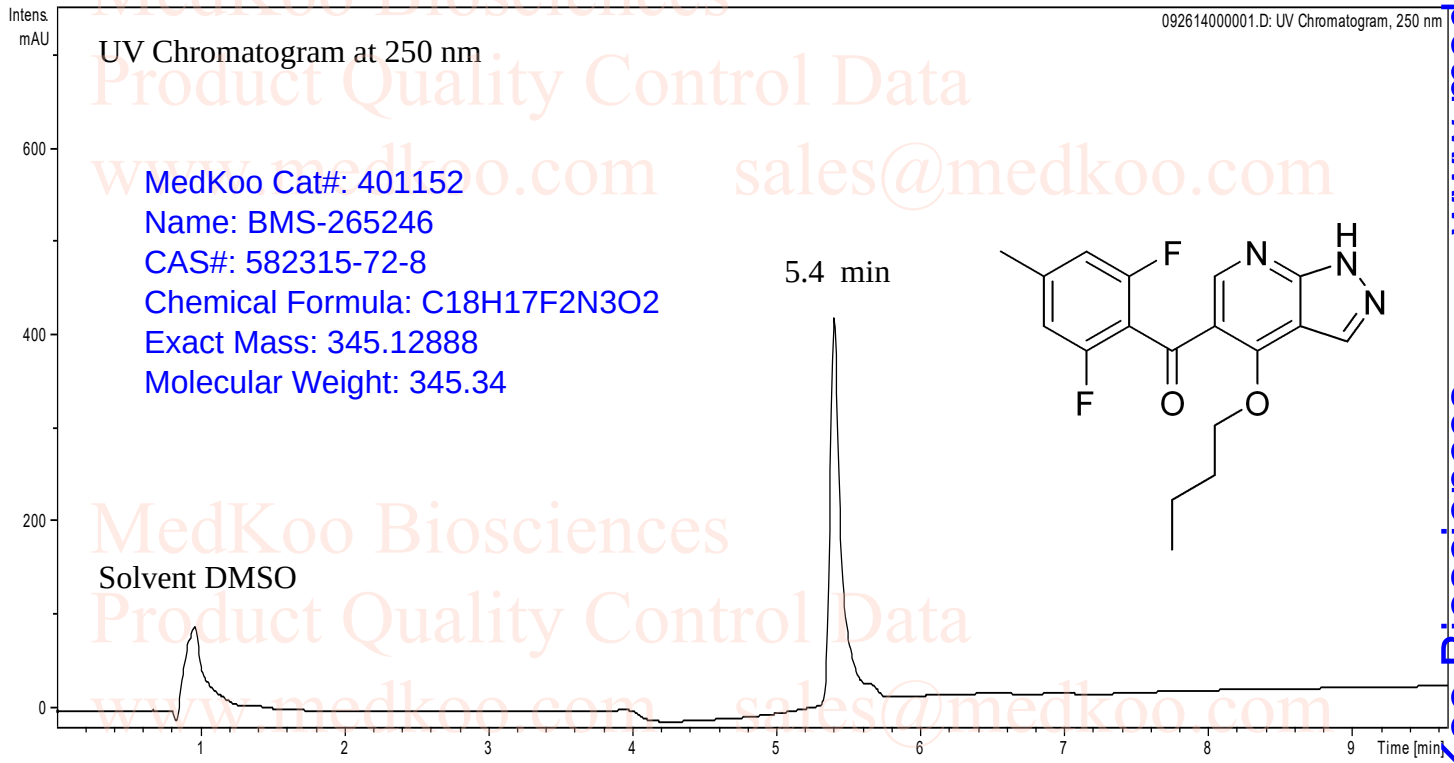

MedKoo Biosciences
Product Quality Control Data
www.medkoo.com sales@medkoo.com
sales@medkoo.com www.medkoo.com MedKoo Biosciences

MedKoo Biosciences

LC-MS Analytical Report

MedKoo Cat#:	Product Name:	Lot#
100120	Capecitabine	EOS40825

Chemical structure	CAS# and Theoretical analysis
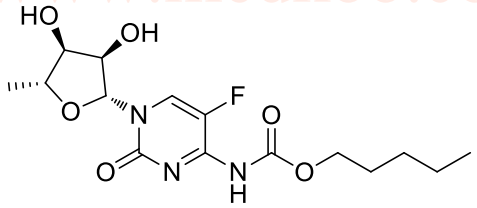	MedKoo Cat#: 100120 Name: Capecitabine CAS#: 154361-50-9 Lot#EOS40825 Chemical Formula: C15H22FN3O6 Exact Mass: 359.14926 Molecular Weight: 359.35

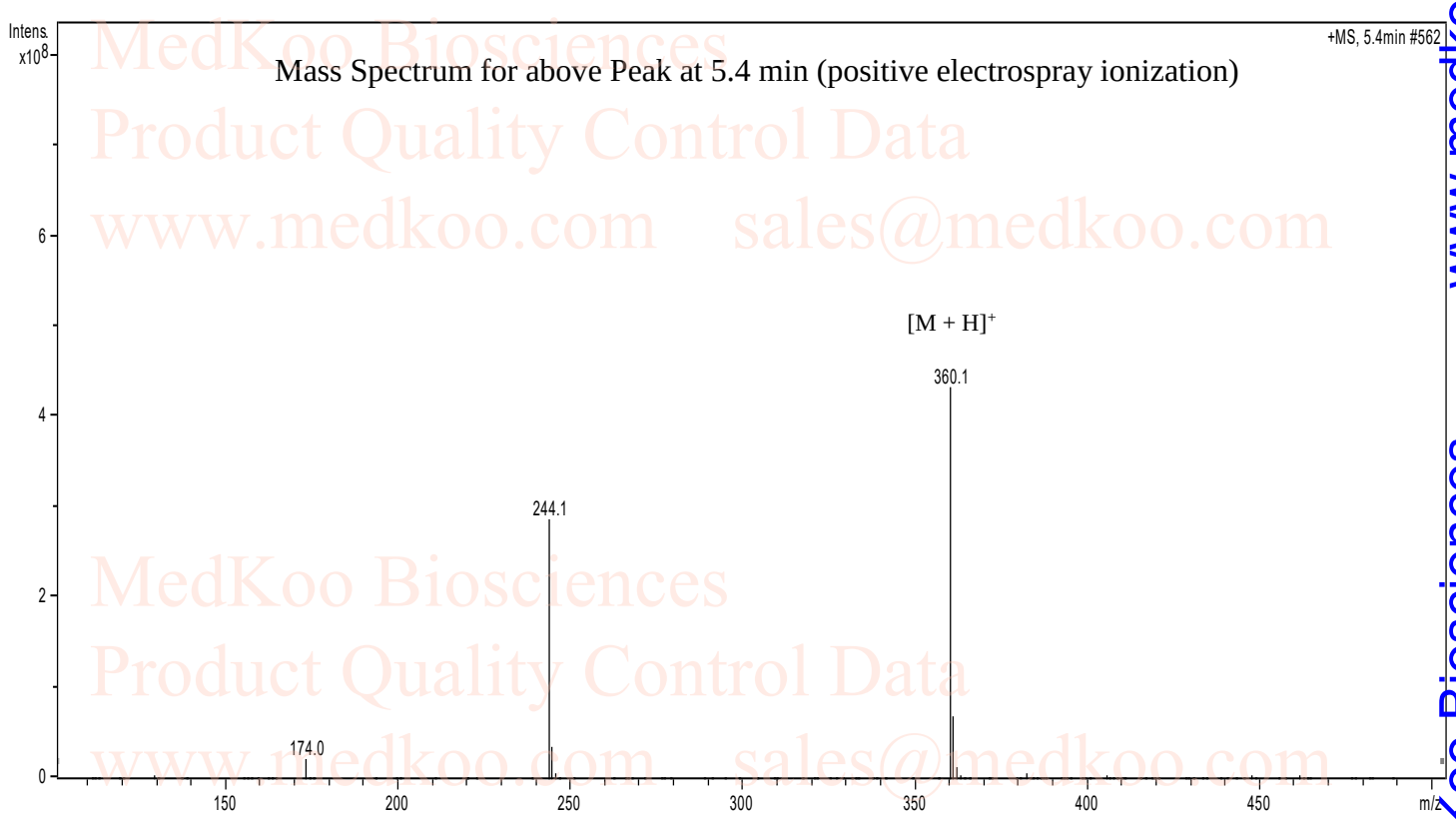

Mass Spectrum for above Peak at 5.4 min (positive electrospray ionization)

MedKoo Biosciences
Product Quality Control Data
www.medkoo.com sales@medkoo.com