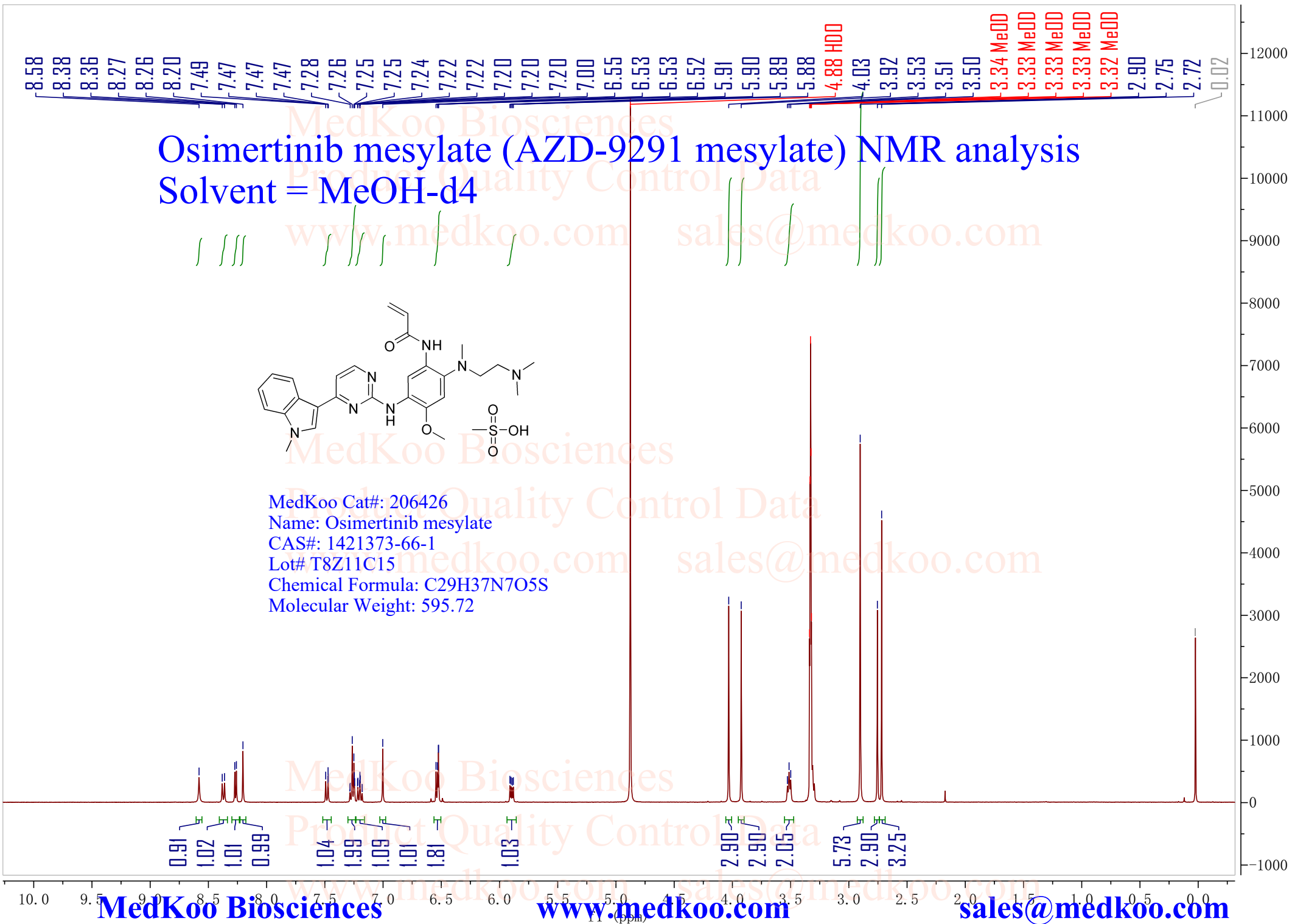


# Osimertinib mesylate (AZD-9291 mesylate) NMR analysis

Solvent = MeOH-d4



MedKoo Cat#: 206426  
Name: Osimertinib mesylate  
CAS#: 1421373-66-1  
Lot# T8Z11C15  
Chemical Formula: C29H37N7O5S  
Molecular Weight: 595.72

8.58 8.38 8.36 8.27 8.26 8.20 7.49 7.47 7.47 7.47 7.28 7.26 7.25 7.25 7.24 7.22 7.22 7.20 7.20 7.20 7.00 6.55 6.53 6.53 6.52 5.91 5.90 5.89 5.88 4.88 H<sub>2</sub>O 4.03 3.92 3.53 3.51 3.50 3.34 MeOD 3.33 MeOD 3.33 MeOD 3.33 MeOD 3.32 MeOD 2.90 2.75 2.72 0.02

0.91 1.02 1.01 0.99

1.04 1.99 1.09 1.01 1.81 1.03

2.90 2.90 2.05 5.73 2.90 3.25

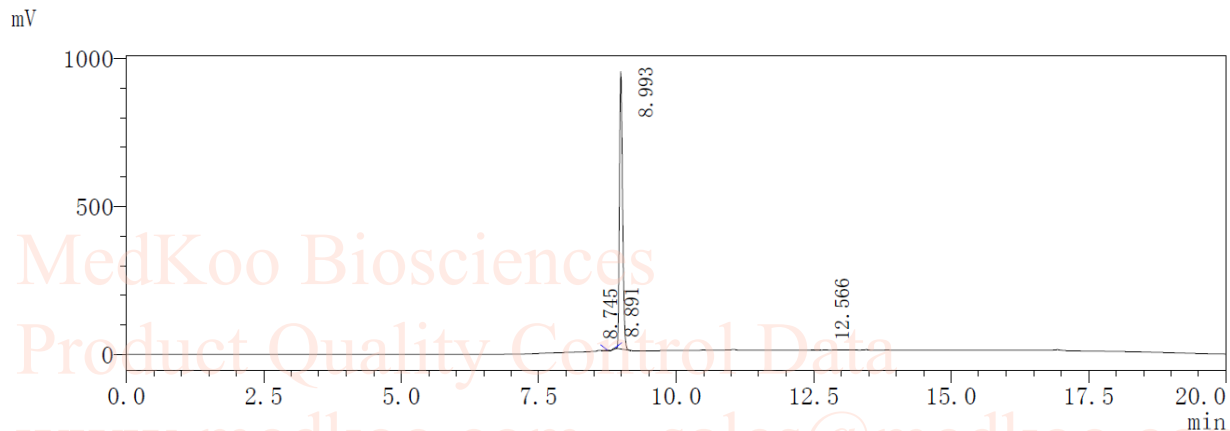


## HPLC Report

MedKoo Cat#	Product name	Lot#
206426	Osimertinib Mesylate	T8Z11C15

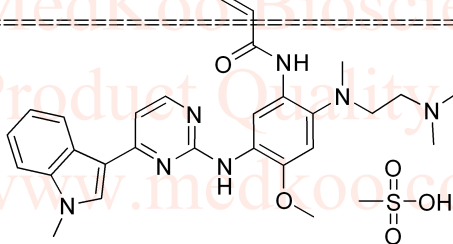
Sample Name: Osimertinib Mesylate

Instrument: Shumadzu LabSolutions  
 Inj. Volume (Method): 0.5 µl  
 Detection Wavelength (nm): 254nm nm.



RetTime [min]	Area [mAU*s]	Height	Area%
8.745	7829	1574	0.209
8.891	14832	3647	0.397
8.993	3716626	937691	99.37
12.566	892	186	0.024

Total Area 3740180



MedKoo Cat#: 206426  
 Name: Osimertinib mesylate  
 CAS#: 1421373-66-1  
 Lot# T8Z11C15  
 Chemical Formula: C<sub>29</sub>H<sub>37</sub>N<sub>7</sub>O<sub>5</sub>S  
 Molecular Weight: 595.72

# Osimertinib mesylate (AZD-9291 mesylate) MS analysis

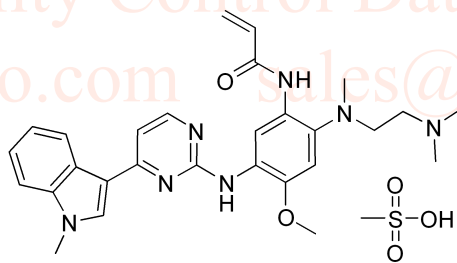
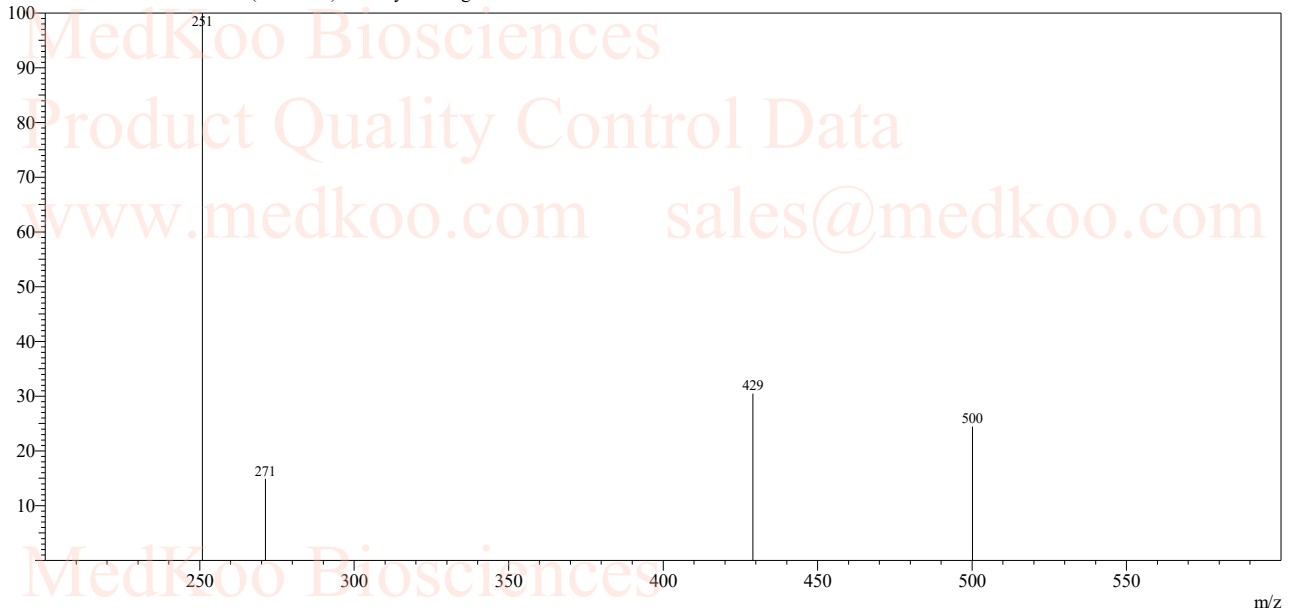
Acquired by : Admin  
Sample Type : Unknown  
Sample Name : 1421373-66-1  
Sample ID :  
Data File : LCMS-20181114-2.lcd

Tray# : 1  
Vial#: 2  
Injection Volume: 1  
Processed by: Admin

MS Spectrum Graph

Peak#:1 Ret.Time:Averaged 5.483-5.517(Scan#:330-332)  
BG Mode:Calc 5.400<->5.683(325<->342)

Mass Peaks:4 Base Peak:250.85(20520227) Polarity:Pos Segment1 - Event1



MedKoo Cat#: 206426

Name: Osimertinib mesylate

CAS#: 1421373-66-1

Lot# T8Z11C15

Chemical Formula: C<sub>29</sub>H<sub>37</sub>N<sub>7</sub>O<sub>5</sub>S

Molecular Weight: 595.72

MedKoo Biosciences  
Product Quality Control Data  
www.medkoo.com sales@medkoo.com